




Big Robot

Magic Fountain

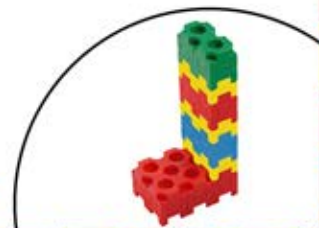

ADVANCED







## **IQ BUILDER RULES:**

- 1) When building a model, keep the bottom part balanced and leveled so it is strong. This will make it easier to geometrically connect the pieces and make your build easier.
- 2) While building, you can first make each part separately and then combine to make one model. Likewise, To separate the big parts will help you to easily separate the each small part.
- 3) Whether playing alone or playing in a group with others, always clean up after you are done playing.




**Big Robot - 1**



**Big Robot - 2**







**Big Robot - 3**



Big Robot - 4




**Big Robot - 5**




**Big Robot - 6**






Big Robot - 7



**Big Robot - 8**




**Big Robot - 9**



Big Robot - 10








Big Robot - 11



**Magic Fountain - 1**




**Magic Fountain - 2**



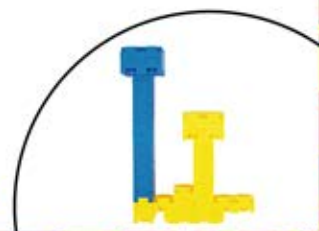
**Magic Fountain - 3**






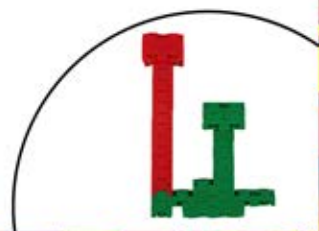



**Magic Fountain - 4**








**Magic Fountain - 5**




Magic Fountain - 6



Magic Fountain - 7








**Magic Fountain - 8**



**Magic Fountain - 9**



**Magic Fountain - 10**



**Magic Fountain - 11**





**Magic Fountain - 12**



**Magic Fountain - 13**



